




Photo : © Frauscher

FlatDeck is a powerful furling system fitted with a webbing. This great Facnor innovation offers safe and easy headsail furling: no reefing line overriding and a massively improved torque. Overall, with the FD low profile drum, you benefit from a maximum luff!


PERFORMANCE & EASY FURLING

FD Features:

- Maximum power when you start furling in
- Maximum luff thanks to the low profile drum
- No risk of overriding (webbing guide exit)
- Complete webbing & swivel fitting / rope & leads
- Rotating tack fitting
- Matching with LS/LX/RX models
- Resistant webbing (> 1/2 ton) and against ultra violet rays



Great torque
since the beginning (see pict 1)




Smooth rotation
Bearing box supports both halyard and sail foot tensions.

Swivel : smooth rotation
Torlon® balls bearing.

"R" ou "SX" foil sections
Two types of sections according to navigation : "R" (elliptical) or "SX" (rounded section).
See p 22.

LS/LX/RX Conversion into FlatDeck

Possibility to upgrade their classic Facnor furling system* by adding a new FD drum. (* see page 13)



Hole for rising

Internal turnbuckle fitting

Maximum luff

thanks to the low profile drum and the Genoa tack and foot that lays close to the deck (the Flatdeck offers 20 cm of additional luff length compared to an equivalent classic drum style furler).



Low drum

fitted with short link plates for limited height

360° Rotating tack fitting

fitted with Torlon® balls : takes up automatically the sail fullness when furling.



Webbing guide exit

This eliminates overrides as the webbing lays flat inside the drum.



High resistance webbing

Dim stretching and UV resistant webbing



Webbing / Furling rope kit :

- See description of the furling line kit (see against). The webbing is connected to the line with a swivel. This high resistance swivel (more than 1 ton load) prevents the webbing from twisting. The oblong design of the swivel guarantees a free run.



Foil sections :

As performance orientated products, one FD range is supplied with thin and lighter "R" foil sections. The other FD range, more adapted for cruising, is fitted with round "SX" sections (see page 22).

FD Standard kit:

- drum
- internal turnbuckle fitting
- short link plates
- R sections + connexions
- halyard swivel
- webbing / rope kit

Installation of the furling line kit:

(included in standard kit)

- furling line swivel
- webbing (from 10 up to 27 m.);
- standard furling line;
- 1 block + s-s leads;

International awards:

- 2012 Segeln Award (Germany)
"best sailing equipment category"



- 2011 Pittman Award (USA)
"Racing gear category"



"R" Retro-fitting:

Possibility to connect the "R" foil sections from an existing RX drum onto a FD one.

"SX" Retro-fitting: boat owners possessing a Facnor LS/LX furling equipment (SX sections) can enjoy the confort and performance brought by the drum FD models (FD90, FD170, FD210, FD280). For further information, please contact your Facnor agent.

"RACING & RACING - CRUISING" FD RANGE

Racing / cruising navigation program

	FD 110	FD 190	FD 230	FD 310
Boat length (feet-meters)	26' → 29' 8 → 9 m	29' → 39' 9 → 12 m	36' → 43' 11 → 13 m	41' → 60' 12,5 → 18 m
	Elliptical sections R			
Section weigh /meter	R 14 451 g	R 24 555 g	R 26 641 g	R 34 991 g
max. forestay ø* (inch & mm)	9/32"*** ø 7**	5/16" ø 8	3/8" ø 10	1/2" ø 12,7
Halyard swivel	CHD 14	CHD 24	CHD 26	CHD 34

*necessary to have removable eye or turnbuckle

** Close turnbuckle cage if open cage ø > 24 mm



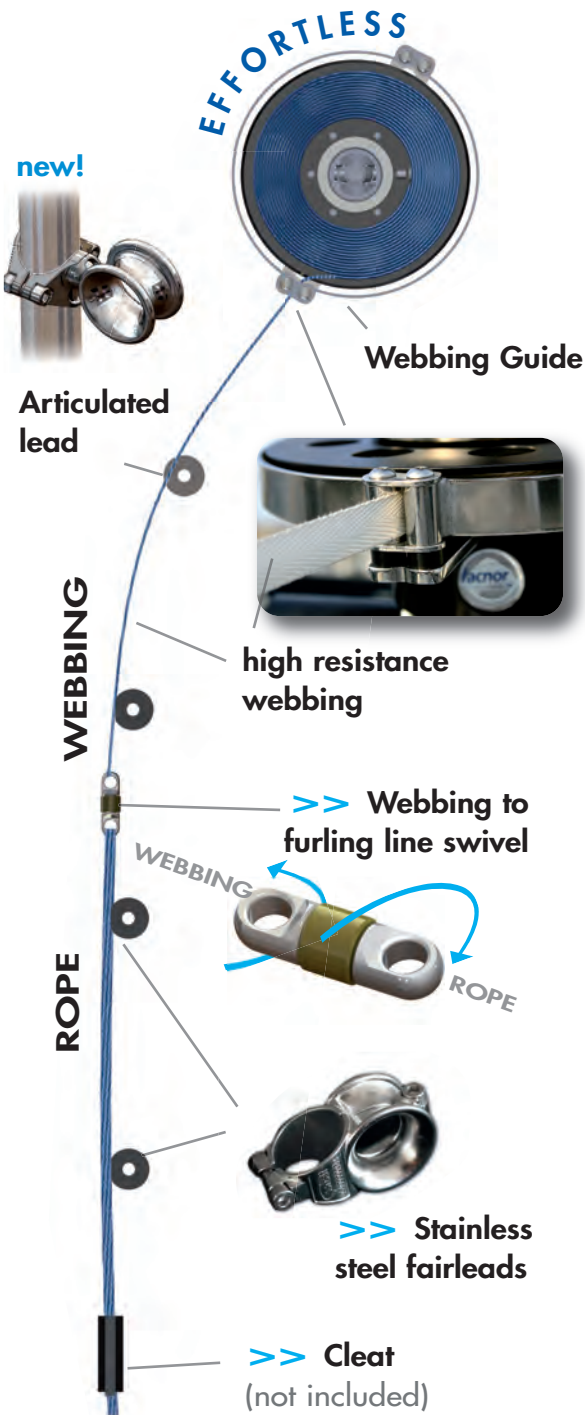
"COMFORT - CRUISING" FD RANGE

Comfort - Cruising navigation program

	FD 90	FD 170	FD 210	FD 280
Boat length (feet-meters)	20' → 26' 5,5 → 8 m	24' → 36' 7,5 → 11 m	29' → 43' 9 → 13 m	38' → 60' 11,5 → 18 m
	Rounded sections SX			
Section weigh /meter	SX 25 577 g	SX 33 658 g	SX 39 914 g	SX 47 1095 g
max. forestay ø* (inch & mm)	5/32" 5 mm	1/4"- 9/32" 6 / 7* mm	5/16"- 3/8" 8 / 10* mm	1/2"- 9/16" 12 / 14* mm
Halyard swivel	CHD 25	CHD 33	CHD 39	CHD 47



EASY INSTALLATION WEBBING & DRUM



Webbing fitting :

- **efficient and quick installation:** thanks to a complete kit (included. see p.13)
- The furling line guide leaves various possible ways of fittings. Your Facnor agent will suggest you the most adapted solution.



Furling system assembly :

- Like LS/LX/RX ranges, the drum fitting depends on the forestay terminal (see page 10).
- You can even change your LX/LS/RX drum for a FlatDeck one with **keeping the existing foil sections.**

Dimensions : the gain in luff length with low profile FD drum is obvious (see chart below). To achieve this aim, the base of the drum has been lowered and standard link plates are short (see table against).

Furling line leads : The s-s leads are simply screwed round the stanchion. They have been specially designed for the free running of the swivel. The kit includes an articulated lead (new) to be fitted at the first front.



INTERNAL TURNBUCKLE FITTING (STANDARD)

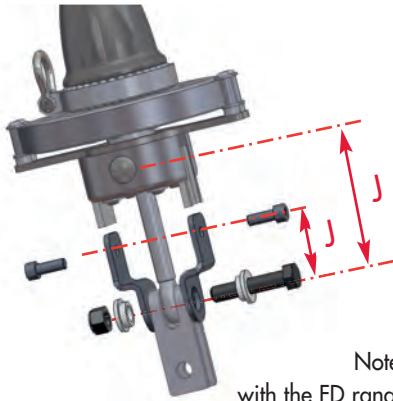
With the internal turnbuckle fitting, the turnbuckle can be positioned inside the drum and be easily adjusted. 4 models available on the FDs.

Internal turnbuckle fitting (delivered in the standard kit)	FD 90	FD 170	FD 210	FD 280
		FD 110	FD 190	FD 230
Internal turnbuckle fitting ø iner dimension & length (en mm)	ø 28 lgth 312	ø 42 lgth 420	ø 42 lgth 420	ø 50 lgth 592

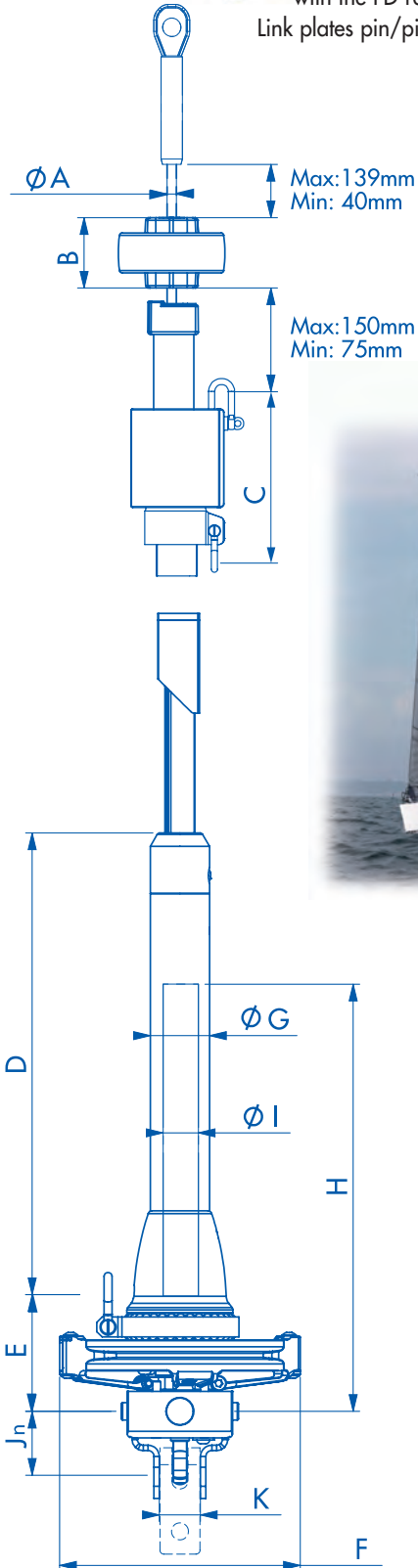




FD LINK PLATES DIMENSIONS



Note :
with the FD range:
Link plates pin/pin = J



Link plates model			FD 90	FD 170	FD210	FD 280
			FD110	FD190	FD 230	FD310
STANDARD	short link plates kit	J1 (mm)	lgth 48	lgth 66	lgth 77	lgth 77
		thickness	thk 4	thk 4	thk 4	thk 5
OPTIONS	medium link plates kit	J2 (mm)	lgth 100	lgth 150	lgth 150*	lgth 150*
		thickness	thk 4	thk 4	thk 4	thk 5
	long link plates kit	J3 (mm)	lgth 200	lgth 200	lgth 200*	lgth 200*
		thickness	thk 4	thk 5	thk 5	thk 6
extra-lg. link plates kit	J4 (mm)	-	lgth 250	lgth 250*	lgth 250*	
	thickness	-	thk 5	thk 5	thk 6	

* $\phi A < 12$ max.

FD MODELS DIMENSIONS



Measurements	FD RANGE DIMENSIONS			
	FD90 FD110	FD170 FD190	FD210 FD230	FD280 FD310
	DIMENSIONS (mm)			
B	53	53	53	53
C	140	148	178	205
D	342	466	466	634
E	88	92	92	105
F	182	232	232	282
G	45	61	61	73
H	332	459	459	632
I	28	42	42	50
J	(See table "link plates" above)			
K	30	40	40	60
ϕ Max turn-buckle body	24	38	38	46

H,I = Availabe space for the turnbuckle inside the drum

Photo Credit : © Pientek Contin / IDB Marine

